

NATIONAL EXAMINATIONS MAY 2012

04-BS-2

PROBABILITY AND STATISTICS

2 HOURS DURATION

NOTES:

1. If doubt exists as to the interpretation of any question, the candidate is urged to submit with the answer paper a clear statement of any assumption made.
2. "Closed Book" – no-aids other than
 - (i) A Casio or Sharp approved calculator
 - (ii) ONE hand-written information sheet (8.5"x11"), filled on both sides.
3. Any 5 questions constitute a complete paper. Only 5 questions will be marked.
4. All questions are of equal value.
5. Statistical tables of the normal, t, chi-square and F distributions are provided.
6. Questions involving hypothesis testing must be clearly formulated.

Marking Scheme

1. (a) 5 marks (b) 5 marks (c) 5 marks (d) 5 marks
2. (A) (a) 5 marks (b) 5 marks ; (B) (a) 5 marks (b) 5 marks
3. (A) (a) 5 marks (b) 5 marks (c) 5 marks; (B) 5 marks
4. (a) 5 marks (b) 5 marks (c) 5 marks (d) 5 marks
5. (a) 7 marks (b) 7 marks (c) 6 marks
6. (A) (a) 5 marks ; (B) (a) 5 marks (b) 5 marks (c) 5 marks
7. (a) 10 marks (b) 10 marks
8. (a) 5 marks (b) 5 marks (c) 5 marks (d) 5 marks

1. It has been determined by the quality and materials control department of Building Needs that the volume of premixed adhesive and grout for ceramic tiles contained in plastic jars delivered to the various distributors is a normally distributed random variable with mean and standard deviation equal to 3,860.0mL and 50.0mL respectively.

- (a) Mr. Gartner bought a jar of the premixed material mentioned above. What is the probability that the volume X of this material is less than 3,800.0mL? Write down the probability density function of X . Then draw the probability density function of X , neatly and clearly, and indicate the area that corresponds to this probability.
- (b) A jug of the material under consideration is randomly selected from the production line. What is the probability that the volume of the material differs from the mean by more than 30.0mL? Draw, clearly and neatly, the probability density function of X and indicate the area that corresponds to the probability that you arrived at.
- (c) Let M represent the mean volume of the material under consideration contained in a random sample of 100 jugs. (i) Find the mean and standard deviation of the probability distribution of M . (ii) Write down the probability density function of M . (iii) Draw, neatly and clearly, the probability density function of X and M on the same diagram. (iv) Compute the probability that M exceeds 3,850.0mL.
- (d) Mr. Tightbinder, a ceramic tile specialist, bought 16 jugs of the premixed adhesive under consideration. Let T be the sum of the volumes of the material under consideration contained in the 16 jugs. Find $E(T)$ and $Var(T)$. Then compute the probability that T exceeds 61,500.0mL. Draw the probability density function of T and indicate the area that corresponds to this probability.

2. (A) In the following table X stands for the number of major delays per day experienced by a major airport while f stands for the number of days during which these delays occurred.

Number of delays X	0	1	2	3	4	5
Number of days f	36	133	91	81	16	8

- (a) Compute the sample mean and sample variance of these data.
- (b) Assume that the random variable X follows the Poisson law with an average number of major delays per day equal to the average obtained in (a). Find the probability that more than three delays will occur in a randomly selected day.

2. (B) The owner of a hardware store received a lot of 18 pairs of insulated rubber boots. Unknown to the owner five pairs were substandard.

- (a) Let X denote the number of standard pairs of boots in a random sample of four pairs. Find the probability distribution of X . Then compute $E(X)$.
- (b) Assume now that the owner sold six pairs of boots in a given week. What is the probability that fewer than three were substandard?

3. (A) An extensive survey conducted on behalf of a large professional organisation revealed that 40% of its members will not change their driving habits because of the increase in the price of oil.

- (a) Find the probability that in a random sample of fifteen members more than three but fewer than seven will not change their lifestyle for the reason mentioned.
- (b) Compute the probability that in a random sample of ten members of the organisation more than two but fewer than seven will change their driving habits due to the increase in the price of oil.
- (c) Assume that a random sample of 2,000 members is selected. What is the probability that more than 780 will not change their driving habits because of the increase in the price of oil?

3. (B) The same survey revealed that 0.1% of the respondents were involved in a minor car accident. Use an appropriate approximation to compute the probability that in a random sample of 2,500 members more than two were involved in a minor car accident.

4. The probability density function of the random variable X is defined as follows:

$$f(x) = \begin{cases} K(x^3 - 6x^2 + 5x) & 1 \leq x \leq 5 \\ 0 & \text{otherwise} . \end{cases}$$

- (a) Find the value of the constant K .
- (b) Find $E(X)$.
- (c) Compute $\text{Var}(X)$.
- (d) Find the cumulative distribution function $F(x)$. Sketch, clearly and neatly, $F(x)$ against x .

5. Eighteen measurements of the percentage weight of calcium X present in a certain widely used cement yielded the following information:

$$\sum X = 886.50 \quad ; \quad \sum X^2 = 43,696.25$$

- Find the 99% confidence limits of (i) the true mean and (ii) the true standard deviation of the probability distribution of X. Assume that X is a normally distributed random variable.
- Test the hypothesis that the true mean of the probability distribution of X is not significantly different from 50.0. Let $\alpha = 0.05$.
- Test the hypothesis that the true standard deviation of the probability distribution of X is not significantly different from 1.20. Let $\alpha = 0.05$.

6. A) A sample of 2,000 households randomly selected from the population of a large urban centre revealed that 484 lived in homes with a wireless telephone line only. Test the hypothesis that the true proportion of households living in homes with a wireless telephone line only is not significantly different from 0.27. Let $\alpha = 0.05$.

6. (B) A survey conducted on a random sample of 400 members of a large professional organisation revealed that the average time spent in traveling to-and-back from work was equal to 750 minutes with a standard deviation of 120 minutes.

- How large should the sample be if we wish to know the true average time under consideration with an error of 10 minutes and 99% confidence?
- Test the hypothesis that the average time under consideration is not significantly different from twelve hours. Let $\alpha = 0.05$.
- The following is a useful method of finding an approximate $(1-\alpha)100\%$ confidence interval of the standard deviation σ when the sample is large:

$$\frac{s}{1 + \frac{z_{\alpha/2}}{\sqrt{2n}}} < \sigma < \frac{s}{1 - \frac{z_{\alpha/2}}{\sqrt{2n}}}$$

Use this result to find (i) a 99% confidence interval of the variance of the probability distribution of the traveling time under consideration and (ii) to test the hypothesis at the $\alpha = 0.01$ level of significance that the true standard deviation σ is not significantly different from 100 minutes.

7. The traffic engineer of a large urban centre wishes to compare the drying time, in minutes, of the yellow paint supplied by two competing manufacturers. The paints are used on the roads and highways of that centre. He conducts an equal number of tests using both paints under the same climatic and geographic conditions. The results of these tests are tabulated below:

	Manufacturer A	Manufacturer B
Sample size	$n_A = 12$	$n_B = 12$
Sample Mean (minutes)	$m_A = 142$	$m_B = 139$
Sample Standard deviation (minutes)	$s_A = 8.8$	$s_B = 6.6$

- (a) Test the hypothesis that the variability of the drying time of paint supplied by manufacturer A is not significantly different from that supplied by manufacturer B. Let $\alpha=0.05$. State any assumptions you need to make.
- (b) Test the hypothesis that the mean drying time of paint supplied by manufacturer A is not significantly different from that supplied by manufacturer B. Let $\alpha = 0.05$.

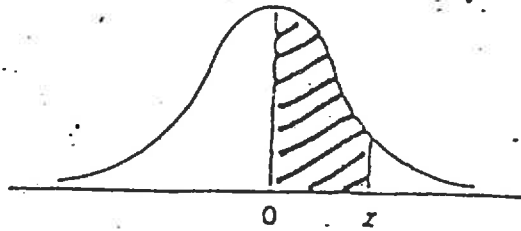
8. The following results are a summary of an investigation dealing with the bursting strength of paper used in the manufacture of cardboard boxes. The variable X represents the percentage of hardwood concentration in the original pulp used in the production of the boxes while Y represents the bursting strength in psi.

$$\sum_{i=1}^n X_i = 45.5 \quad ; \quad \sum_{i=1}^n X_i^2 = 124.43 \quad ; \quad \sum_{i=1}^n Y_i = 4,602.0;$$

$$\sum_{i=1}^n Y_i^2 = 1,196,220.0 \quad ; \quad \sum_{i=1}^n X_i Y_i = 11,963.1 \quad ; \quad n = 18$$

- (a) Compute the coefficient of correlation r of X and Y.
- (b) Find the 95% confidence limits of the true coefficient of correlation ρ .
- (c) It is believed that Y and X are related by an equation of the form $Y = \beta_0 + \beta_1 X + \epsilon$. Write down the normal equations of the least squares line and then compute the estimates b_0 and b_1 of β_0 and β_1 respectively.
- (d) Find the 95% confidence limits of the expected value of Y when $X=3$.

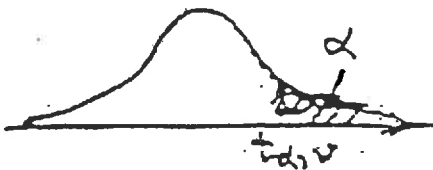
NORMAL DISTRIBUTION TABLE



$$F(z) = \frac{1}{\sqrt{2\pi}} \int_0^z e^{-t^2/2} dt$$

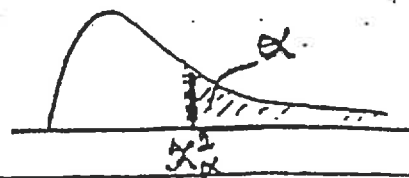
z	.00	.01	.02	.03	.04	.05	.06	.07	.08	.09
0.0	.0000	.0040	.0080	.0120	.0160	.0199	.0239	.0279	.0319	.0359
0.1	.0398	.0438	.0478	.0517	.0557	.0596	.0636	.0675	.0714	.0753
0.2	.0793	.0832	.0871	.0910	.0948	.0987	.1026	.1064	.1103	.1141
0.3	.1179	.1217	.1255	.1293	.1331	.1368	.1406	.1443	.1480	.1517
0.4	.1554	.1591	.1628	.1664	.1700	.1736	.1772	.1808	.1844	.1879
0.5	.1915	.1950	.1985	.2019	.2054	.2088	.2123	.2157	.2190	.2224
0.6	.2257	.2291	.2324	.2357	.2389	.2422	.2454	.2486	.2517	.2549
0.7	.2580	.2611	.2642	.2673	.2704	.2734	.2764	.2794	.2823	.2852
0.8	.2881	.2910	.2939	.2957	.2995	.3023	.3051	.3078	.3106	.3133
0.9	.3159	.3186	.3212	.3238	.3264	.3289	.3315	.3340	.3365	.3389
1.0	.3413	.3438	.3461	.3485	.3508	.3531	.3554	.3577	.3599	.3621
1.1	.3643	.3665	.3686	.3708	.3729	.3749	.3770	.3790	.3810	.3830
1.2	.3849	.3869	.3888	.3907	.3925	.3944	.3952	.3980	.3997	.4015
1.3	.4032	.4049	.4066	.4082	.4099	.4115	.4131	.4147	.4162	.4177
1.4	.4192	.4207	.4222	.4236	.4251	.4255	.4279	.4292	.4306	.4319
1.5	.4332	.4345	.4357	.4370	.4382	.4394	.4406	.4418	.4429	.4441
1.6	.4452	.4463	.4474	.4484	.4495	.4505	.4515	.4525	.4535	.4545
1.7	.4554	.4564	.4573	.4582	.4591	.4599	.4608	.4616	.4625	.4633
1.8	.4641	.4649	.4656	.4664	.4671	.4678	.4686	.4693	.4699	.4706
1.9	.4713	.4719	.4726	.4732	.4738	.4744	.4750	.4756	.4761	.4767
2.0	.4772	.4778	.4783	.4788	.4793	.4798	.4803	.4808	.4812	.4817
2.1	.4821	.4826	.4830	.4834	.4838	.4842	.4846	.4850	.4854	.4857
2.2	.4861	.4864	.4868	.4871	.4875	.4878	.4881	.4884	.4887	.4890
2.3	.4893	.4896	.4898	.4901	.4904	.4906	.4909	.4911	.4913	.4916
2.4	.4918	.4920	.4922	.4925	.4927	.4929	.4931	.4932	.4934	.4936
2.5	.4938	.4940	.4941	.4943	.4945	.4946	.4948	.4949	.4951	.4952
2.6	.4953	.4955	.4956	.4957	.4959	.4960	.4961	.4962	.4963	.4964
2.7	.4965	.4966	.4967	.4968	.4969	.4970	.4971	.4972	.4973	.4974
2.8	.4974	.4975	.4976	.4977	.4977	.4978	.4979	.4979	.4980	.4981
2.9	.4981	.4982	.4982	.4983	.4984	.4984	.4985	.4985	.4986	.4986
3.0	.4987	.4987	.4987	.4988	.4988	.4989	.4989	.4989	.4990	.4990

t - DISTRIBUTION



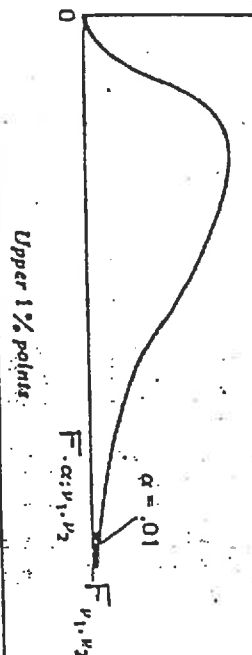
v	$\alpha = 0.100$	$\alpha = 0.050$	$\alpha = 0.025$	$\alpha = 0.010$	$\alpha = 0.005$	v
1	3.078	6.314	12.706	31.821	53.657	1
2	1.886	2.920	4.303	6.965	9.925	2
3	1.538	2.353	3.182	4.541	5.841	3
4	1.523	2.132	2.776	3.747	4.604	4
5	1.476	2.015	2.571	3.365	4.032	5
6	1.440	1.943	2.447	3.143	3.707	6
7	1.415	1.895	2.365	2.998	3.499	7
8	1.397	1.860	2.306	2.896	3.355	8
9	1.383	1.833	2.262	2.821	3.250	9
10	1.372	1.812	2.228	2.764	3.169	10
11	1.363	1.796	2.201	2.718	3.106	11
12	1.356	1.782	2.179	2.681	3.055	12
13	1.350	1.771	2.160	2.650	3.012	13
14	1.345	1.761	2.145	2.624	2.977	14
15	1.341	1.753	2.131	2.602	2.947	15
16	1.337	1.746	2.120	2.583	2.921	16
17	1.333	1.740	2.110	2.567	2.898	17
18	1.330	1.734	2.101	2.552	2.878	18
19	1.328	1.729	2.093	2.539	2.861	19
20	1.325	1.725	2.086	2.529	2.845	20
21	1.323	1.721	2.080	2.518	2.831	21
22	1.321	1.717	2.074	2.508	2.819	22
23	1.319	1.714	2.069	2.500	2.807	23
24	1.318	1.711	2.064	2.492	2.797	24
25	1.316	1.708	2.060	2.485	2.787	25
26	1.315	1.706	2.056	2.479	2.779	26
27	1.314	1.703	2.052	2.473	2.771	27
28	1.313	1.701	2.048	2.467	2.763	28
29	1.311	1.699	2.045	2.462	2.756	29
inf.	1.282	1.645	1.960	2.326	2.576	inf.

THE CHI-SQUARE DISTRIBUTION




ν	Probability that chi-square value will be exceeded							
	.995	.990	.975	.950	.050	.025	.010	.005
1	---	---	---	.004	3.84	5.02	6.63	7.88
2	.01	.02	.05	.10	5.99	7.38	9.21	10.50
3	.07	.11	.22	.35	7.81	9.35	11.34	12.84
4	.21	.30	.48	.71	9.49	11.14	13.28	14.86
5	.41	.55	.83	1.15	11.07	12.83	15.09	16.75
6	.58	.87	1.24	1.64	12.59	14.45	16.81	18.55
7	.99	1.24	1.69	2.17	14.07	16.01	18.48	20.28
8	1.34	1.65	2.18	2.73	15.51	17.53	20.09	21.96
9	1.73	2.09	2.70	3.33	16.92	19.02	21.57	23.59
10	2.16	2.56	3.25	3.94	18.31	20.48	23.21	25.19
11	2.60	3.05	3.52	4.57	19.68	21.92	24.72	26.76
12	3.07	3.57	4.40	5.23	21.03	23.34	26.22	28.30
13	3.57	4.11	5.01	5.89	22.36	24.74	27.69	29.82
14	4.07	4.66	5.53	6.57	23.68	26.12	29.14	31.32
15	4.60	5.23	6.25	7.26	25.00	27.49	30.58	32.80
16	5.14	5.81	6.91	7.96	26.30	28.85	32.00	34.27
17	5.70	6.41	7.56	8.67	27.59	30.19	33.41	35.72
18	6.26	7.01	8.23	9.39	28.87	31.53	34.81	37.16
19	6.84	7.63	8.91	10.12	30.14	32.85	36.19	38.58
20	7.43	8.26	9.59	10.85	31.41	34.17	37.57	40.00
21	8.03	8.90	10.28	11.59	32.67	35.48	38.93	41.40
22	8.64	9.54	10.98	12.34	33.92	36.78	40.29	42.80
23	9.26	10.20	11.69	13.09	35.17	38.08	41.64	44.18
24	9.89	10.86	12.40	13.85	36.42	39.36	42.98	45.56
25	10.52	11.52	13.12	14.61	37.65	40.65	44.31	46.93
26	11.16	12.20	13.84	15.38	38.89	41.92	45.64	48.29
27	11.81	12.88	14.57	16.15	40.11	43.19	46.96	49.64
28	12.46	13.56	15.31	16.93	41.34	44.46	48.23	50.99
29	13.12	14.25	16.05	17.71	42.56	45.72	49.59	52.34
30	13.79	14.95	16.79	18.49	43.77	46.98	50.89	53.67
40	20.71	22.16	24.43	26.51	55.76	59.34	63.69	66.77
50	27.99	29.71	32.36	34.76	67.50	71.42	76.15	79.49
60	35.53	37.48	40.48	43.19	79.08	83.30	88.33	91.95
70	43.28	45.44	48.76	51.74	90.53	95.02	100.43	104.22
80	51.17	53.54	57.15	60.39	101.88	106.63	112.33	116.32
90	59.20	61.75	65.65	69.13	113.14	118.14	124.12	128.30
100	67.33	70.06	74.22	77.93	124.34	129.56	135.81	140.17

F - DISTRIBUTION



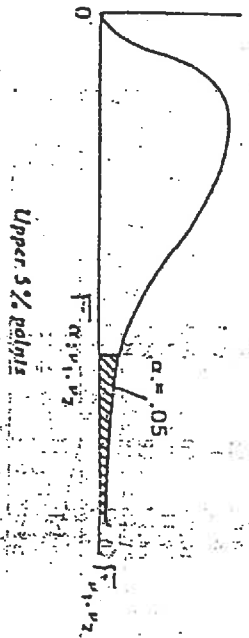
v1	1	2	3	4	5	6	7	8	9	10	12	15	20	24	30	40	60	120	∞
1	4032	4999.5	5403	5635	5764	5839	5928	5982	6022	6056	6106	6177	6209	6235	6261	6287	6313	6339	6366
2	98.50	99.00	99.17	99.25	99.30	99.33	99.36	99.37	99.39	99.40	99.42	99.43	99.45	99.46	99.47	99.47	99.48	99.49	99.50
3	34.12	30.82	29.46	28.71	28.24	27.91	27.67	27.49	27.35	27.23	27.05	26.87	26.69	26.60	26.50	26.41	26.32	26.22	26.13
4	21.20	18.00	16.69	15.98	15.52	15.21	14.98	14.80	14.66	14.53	14.37	14.20	14.02	13.93	13.84	13.75	13.65	13.56	13.46
5	16.26	13.27	12.06	11.39	10.97	10.67	10.46	10.29	10.16	10.03	9.89	9.72	9.55	9.47	9.38	9.29	9.20	9.11	9.02
6	13.75	10.92	9.78	9.15	8.75	8.47	8.26	8.10	7.98	7.87	7.72	7.56	7.40	7.31	7.23	7.14	7.06	6.97	6.88
7	12.25	9.55	8.45	7.85	7.46	7.19	6.99	6.84	6.72	6.62	6.47	6.31	6.16	6.07	5.99	5.91	5.82	5.74	5.65
8	11.26	8.65	7.59	7.01	6.63	6.37	6.18	6.03	5.91	5.81	5.67	5.52	5.36	5.28	5.20	5.12	5.03	4.95	4.86
9	10.56	8.02	6.99	6.42	6.06	5.80	5.61	5.47	5.35	5.26	5.11	4.96	4.81	4.73	4.65	4.57	4.48	4.40	4.31
10	10.04	7.56	6.55	5.99	5.64	5.39	5.20	5.06	4.94	4.85	4.71	4.56	4.41	4.33	4.25	4.17	4.08	4.00	3.91
11	9.63	7.21	6.22	5.67	5.32	5.07	4.89	4.74	4.63	4.54	4.40	4.25	4.10	4.02	3.94	3.86	3.78	3.69	3.60
12	9.33	6.93	5.95	5.41	5.06	4.82	4.64	4.50	4.39	4.30	4.16	4.01	3.86	3.78	3.70	3.62	3.54	3.45	3.36
13	9.07	6.70	5.74	5.21	4.86	4.62	4.44	4.30	4.19	4.10	3.96	3.81	3.66	3.59	3.51	3.43	3.35	3.27	3.18
14	8.86	6.51	5.56	5.04	4.69	4.46	4.28	4.14	4.03	3.94	3.80	3.66	3.51	3.43	3.35	3.27	3.18	3.09	3.00
15	8.68	6.36	5.42	4.89	4.56	4.32	4.14	4.00	3.89	3.80	3.67	3.52	3.37	3.29	3.21	3.13	3.05	2.96	2.87
16	8.53	6.23	5.29	4.77	4.44	4.20	4.02	3.89	3.78	3.69	3.55	3.41	3.26	3.18	3.10	3.02	2.93	2.84	2.75
17	8.40	6.11	5.18	4.67	4.34	4.10	3.92	3.79	3.68	3.59	3.46	3.31	3.16	3.08	3.00	2.92	2.83	2.75	2.65
18	8.29	6.01	5.09	4.58	4.26	4.02	3.84	3.71	3.60	3.51	3.37	3.23	3.08	3.00	2.92	2.84	2.75	2.66	2.57
19	8.18	5.93	5.02	4.50	4.18	3.94	3.77	3.63	3.52	3.43	3.30	3.15	3.00	2.92	2.84	2.76	2.67	2.58	2.49
20	8.10	5.85	4.94	4.43	4.10	3.87	3.70	3.56	3.46	3.37	3.23	3.09	2.94	2.86	2.78	2.69	2.61	2.52	2.42
21	8.02	5.78	4.87	4.37	4.04	3.81	3.64	3.51	3.40	3.31	3.17	3.03	2.88	2.80	2.72	2.64	2.55	2.46	2.36
22	7.95	5.72	4.82	4.31	3.99	3.76	3.59	3.45	3.35	3.26	3.12	2.98	2.83	2.75	2.67	2.58	2.50	2.41	2.31
23	7.88	5.66	4.76	4.26	3.94	3.71	3.54	3.41	3.30	3.21	3.07	2.93	2.78	2.70	2.62	2.54	2.45	2.35	2.26
24	7.82	5.61	4.72	4.22	3.90	3.67	3.50	3.36	3.26	3.17	3.03	2.89	2.74	2.66	2.58	2.49	2.40	2.31	2.21
25	7.77	5.57	4.68	4.18	3.85	3.63	3.46	3.32	3.22	3.13	2.99	2.85	2.70	2.62	2.54	2.45	2.36	2.27	2.17
26	7.72	5.53	4.64	4.14	3.82	3.59	3.42	3.29	3.18	3.09	2.96	2.81	2.66	2.58	2.50	2.41	2.32	2.23	2.13
27	7.68	5.49	4.60	4.11	3.78	3.56	3.39	3.26	3.15	3.06	2.93	2.78	2.63	2.55	2.47	2.38	2.29	2.20	2.10
28	7.64	5.45	4.57	4.07	3.75	3.53	3.36	3.23	3.12	3.03	2.90	2.75	2.60	2.52	2.44	2.35	2.26	2.17	2.06
29	7.60	5.42	4.54	4.04	3.72	3.50	3.33	3.20	3.09	3.00	2.87	2.73	2.57	2.49	2.41	2.33	2.23	2.14	2.03
30	7.56	5.39	4.51	4.02	3.70	3.48	3.30	3.17	3.07	2.98	2.84	2.70	2.55	2.47	2.39	2.30	2.21	2.11	2.01
40	7.31	5.18	4.31	3.83	3.51	3.29	3.12	2.99	2.89	2.80	2.66	2.52	2.37	2.29	2.20	2.11	2.02	1.92	1.80
60	7.08	4.98	4.11	3.63	3.31	3.10	2.93	2.82	2.72	2.63	2.50	2.35	2.20	2.12	2.03	1.94	1.84	1.73	1.60
120	6.85	4.79	3.95	3.48	3.17	2.96	2.79	2.68	2.58	2.49	2.34	2.19	2.04	1.95	1.86	1.76	1.66	1.53	1.38
∞	6.63	4.61	3.78	3.32	3.02	2.80	2.64	2.51	2.41	2.32	2.18	2.04	1.88	1.79	1.70	1.59	1.47	1.32	1.00

F - DISTRIBUTION



v_1	1	2	3	4	5	6	7	8	9	10	12	15	20	24	30	40	60	120	∞
1	647.8	799.5	864.2	899.6	921.8	937.1	948.2	956.7	963.3	968.6	976.7	984.9	993.1	997.2	1001	1006	1010	1014	1018
2	38.51	39.00	39.17	39.25	39.30	39.33	39.36	39.37	39.39	39.40	39.41	39.43	39.45	39.46	39.46	39.47	39.48	39.49	39
3	17.44	16.04	15.44	15.10	14.88	14.73	14.62	14.54	14.47	14.42	14.34	14.25	14.17	14.12	14.08	14.04	13.99	13.95	13
4	12.22	10.65	9.98	9.60	9.36	9.20	9.07	8.98	8.90	8.84	8.75	8.66	8.56	8.51	8.46	8.41	8.36	8.31	8
5	10.01	8.43	7.76	7.39	7.15	6.98	6.85	6.76	6.68	6.62	6.52	6.43	6.33	6.28	6.23	6.18	6.12	6.07	6
6	8.81	7.26	6.60	6.23	5.99	5.82	5.70	5.60	5.52	5.46	5.37	5.27	5.17	5.12	5.07	5.01	4.96	4.90	4
7	8.07	6.54	5.89	5.52	5.29	5.12	4.99	4.90	4.82	4.76	4.67	4.57	4.47	4.42	4.36	4.31	4.25	4.20	4
8	7.57	6.06	5.42	5.05	4.82	4.65	4.53	4.43	4.36	4.30	4.20	4.10	4.00	3.95	3.89	3.84	3.78	3.73	4
9	7.21	5.71	5.08	4.72	4.48	4.32	4.20	4.10	4.03	3.96	3.87	3.77	3.67	3.61	3.56	3.51	3.45	3.39	3
10	6.94	5.46	4.83	4.47	4.24	4.07	3.95	3.85	3.78	3.72	3.62	3.52	3.42	3.37	3.31	3.26	3.20	3.14	3
11	6.72	5.26	4.63	4.28	4.04	3.88	3.76	3.66	3.59	3.53	3.43	3.33	3.23	3.17	3.12	3.06	3.00	2.94	2
12	6.55	5.10	4.47	4.12	3.89	3.73	3.61	3.51	3.44	3.37	3.28	3.18	3.07	3.02	2.96	2.91	2.85	2.79	2
13	6.41	4.97	4.35	4.00	3.77	3.60	3.48	3.39	3.31	3.25	3.15	3.05	2.95	2.89	2.84	2.78	2.72	2.66	2
14	6.30	4.86	4.24	3.89	3.66	3.50	3.38	3.29	3.21	3.15	3.05	2.95	2.84	2.79	2.73	2.67	2.61	2.55	2
15	6.20	4.77	4.15	3.80	3.58	3.41	3.29	3.20	3.12	3.06	2.96	2.86	2.76	2.70	2.64	2.59	2.52	2.46	2
16	6.12	4.69	4.08	3.73	3.50	3.34	3.22	3.12	3.05	2.99	2.89	2.79	2.68	2.63	2.57	2.51	2.45	2.38	2
17	6.04	4.62	4.01	3.66	3.44	3.28	3.16	3.06	2.98	2.92	2.82	2.72	2.62	2.56	2.50	2.44	2.38	2.32	2
18	5.98	4.56	3.95	3.61	3.38	3.22	3.10	3.01	2.93	2.87	2.77	2.67	2.56	2.50	2.44	2.38	2.32	2.26	2
19	5.92	4.51	3.90	3.56	3.33	3.17	3.05	2.96	2.88	2.82	2.72	2.62	2.51	2.45	2.39	2.33	2.27	2.20	2
20	5.87	4.46	3.86	3.51	3.29	3.13	3.01	2.91	2.84	2.77	2.68	2.57	2.46	2.41	2.35	2.29	2.22	2.16	2
21	5.83	4.42	3.82	3.48	3.25	3.09	2.97	2.87	2.80	2.73	2.64	2.53	2.42	2.37	2.31	2.25	2.18	2.11	2
22	5.79	4.38	3.78	3.44	3.22	3.06	2.93	2.84	2.76	2.70	2.60	2.50	2.39	2.33	2.27	2.21	2.14	2.08	2
23	5.75	4.35	3.75	3.41	3.18	3.02	2.90	2.81	2.73	2.67	2.57	2.47	2.36	2.30	2.24	2.18	2.11	2.04	2
24	5.72	4.32	3.72	3.38	3.15	2.99	2.87	2.78	2.70	2.64	2.54	2.44	2.33	2.27	2.21	2.15	2.08	2.01	2
25	5.69	4.29	3.69	3.35	3.13	2.97	2.85	2.75	2.68	2.61	2.51	2.41	2.30	2.24	2.18	2.12	2.05	1.98	2
26	5.66	4.27	3.67	3.33	3.10	2.94	2.82	2.73	2.65	2.59	2.49	2.39	2.28	2.22	2.16	2.09	2.03	1.95	2
27	5.63	4.24	3.65	3.31	3.08	2.92	2.80	2.71	2.63	2.57	2.47	2.36	2.25	2.19	2.13	2.07	2.00	1.93	2
28	5.61	4.22	3.63	3.29	3.06	2.90	2.78	2.69	2.61	2.55	2.45	2.34	2.23	2.17	2.11	2.05	1.98	1.91	2
29	5.59	4.20	3.61	3.27	3.04	2.88	2.76	2.67	2.59	2.53	2.43	2.32	2.21	2.15	2.09	2.03	1.96	1.89	2
30	5.57	4.18	3.59	3.25	3.03	2.87	2.75	2.65	2.57	2.51	2.41	2.31	2.20	2.14	2.07	2.01	1.94	1.87	2
40	5.42	4.05	3.46	3.13	2.90	2.74	2.62	2.53	2.45	2.39	2.29	2.18	2.07	2.01	1.94	1.88	1.80	1.72	1
60	5.29	3.93	3.34	3.01	2.79	2.63	2.51	2.41	2.33	2.27	2.17	2.06	1.94	1.88	1.82	1.74	1.67	1.58	1
120	5.15	3.80	3.23	2.89	2.67	2.52	2.39	2.30	2.22	2.16	2.05	1.94	1.82	1.76	1.69	1.61	1.53	1.43	1
∞	5.02	3.69	3.12	2.79	2.57	2.41	2.29	2.19	2.11	2.05	1.94	1.83	1.71	1.64	1.57	1.48	1.39	1.27	1

F - DISTRIBUTION



v1	1	2	3	4	5	6	7	8	9	10	12	15	20	24	30	40	60	120	∞
1	161.4	199.5	215.7	224.6	230.2	234.0	236.8	238.9	240.5	241.9	243.9	245.9	248.0	249.1	250.2	251.1	252.2	253.3	254.3
2	18.51	19.00	19.16	19.25	19.30	19.33	19.35	19.37	19.38	19.40	19.41	19.43	19.45	19.45	19.46	19.47	19.48	19.49	19.50
3	10.13	9.53	9.28	9.12	9.01	8.94	8.89	8.85	8.81	8.79	8.74	8.70	8.66	8.64	8.62	8.59	8.58	8.55	8.53
4	7.71	6.94	6.59	6.39	6.26	6.16	6.09	6.04	6.00	5.96	5.91	5.86	5.80	5.77	5.75	5.72	5.69	5.66	5.63
5	6.61	5.79	5.41	5.19	5.05	4.95	4.88	4.82	4.77	4.74	4.68	4.62	4.56	4.53	4.50	4.46	4.43	4.40	4.36
6	5.99	5.14	4.71	4.53	4.39	4.28	4.21	4.15	4.10	4.06	4.00	3.94	3.87	3.84	3.81	3.77	3.74	3.70	3.67
7	5.59	4.74	4.33	4.12	4.07	3.87	3.79	3.73	3.68	3.64	3.57	3.51	3.44	3.41	3.38	3.34	3.30	3.27	3.23
8	5.32	4.46	4.07	3.84	3.69	3.58	3.50	3.44	3.39	3.35	3.28	3.22	3.15	3.12	3.08	3.04	3.01	2.97	2.93
9	5.12	4.26	3.86	3.63	3.48	3.37	3.29	3.23	3.18	3.14	3.07	3.01	2.94	2.90	2.86	2.83	2.79	2.75	2.71
10	4.96	4.10	3.71	3.48	3.33	3.22	3.14	3.07	3.02	2.98	2.91	2.85	2.77	2.74	2.70	2.66	2.62	2.58	2.54
11	4.84	3.98	3.59	3.36	3.20	3.09	3.01	2.93	2.90	2.85	2.79	2.72	2.65	2.61	2.57	2.53	2.49	2.45	2.40
12	4.73	3.89	3.49	3.26	3.11	3.00	2.91	2.83	2.80	2.75	2.69	2.62	2.54	2.51	2.47	2.43	2.38	2.34	2.30
13	4.67	3.81	3.41	3.18	3.03	2.92	2.83	2.77	2.71	2.67	2.60	2.53	2.46	2.42	2.38	2.34	2.30	2.25	2.21
14	4.60	3.74	3.34	3.11	2.96	2.85	2.76	2.70	2.65	2.60	2.53	2.46	2.39	2.35	2.31	2.27	2.22	2.18	2.13
15	4.54	3.68	3.29	3.06	2.90	2.79	2.71	2.64	2.59	2.54	2.48	2.41	2.34	2.30	2.26	2.22	2.17	2.13	2.07
16	4.49	3.63	3.24	3.01	2.85	2.74	2.66	2.59	2.54	2.49	2.42	2.35	2.28	2.24	2.20	2.16	2.11	2.07	2.01
17	4.45	3.59	3.20	2.96	2.81	2.70	2.61	2.53	2.48	2.43	2.36	2.29	2.22	2.18	2.14	2.10	2.05	2.01	1.96
18	4.41	3.55	3.16	2.93	2.77	2.66	2.58	2.51	2.46	2.41	2.34	2.27	2.20	2.16	2.12	2.08	2.03	1.99	1.92
19	4.38	3.52	3.13	2.90	2.74	2.63	2.54	2.48	2.42	2.38	2.31	2.23	2.16	2.11	2.07	2.03	1.98	1.94	1.88
20	4.35	3.49	3.10	2.87	2.71	2.60	2.51	2.45	2.39	2.35	2.28	2.20	2.12	2.08	2.04	1.99	1.95	1.90	1.84
21	4.32	3.47	3.07	2.84	2.68	2.57	2.49	2.42	2.37	2.32	2.25	2.18	2.10	2.05	2.01	1.96	1.92	1.87	1.81
22	4.30	3.44	3.05	2.82	2.66	2.55	2.46	2.40	2.34	2.30	2.23	2.15	2.07	2.03	1.98	1.94	1.89	1.84	1.78
23	4.28	3.42	3.03	2.80	2.64	2.53	2.44	2.37	2.32	2.27	2.20	2.13	2.05	2.01	1.96	1.91	1.86	1.81	1.76
24	4.26	3.40	3.01	2.78	2.62	2.51	2.42	2.36	2.30	2.25	2.18	2.11	2.03	1.98	1.94	1.89	1.84	1.79	1.73
25	4.24	3.39	2.99	2.76	2.60	2.49	2.40	2.34	2.28	2.24	2.16	2.09	2.01	1.96	1.92	1.87	1.82	1.77	1.71
26	4.23	3.37	2.98	2.74	2.59	2.47	2.39	2.32	2.27	2.22	2.15	2.07	1.99	1.95	1.90	1.85	1.80	1.75	1.69
27	4.21	3.35	2.96	2.73	2.57	2.45	2.37	2.30	2.25	2.20	2.13	2.06	1.97	1.93	1.88	1.83	1.78	1.73	1.67
28	4.20	3.34	2.95	2.71	2.55	2.43	2.35	2.28	2.23	2.19	2.11	2.04	1.96	1.91	1.87	1.82	1.77	1.71	1.65
29	4.18	3.33	2.93	2.70	2.53	2.41	2.33	2.26	2.21	2.16	2.10	2.03	1.94	1.90	1.85	1.81	1.75	1.70	1.64
30	4.17	3.32	2.92	2.69	2.51	2.39	2.31	2.24	2.19	2.14	2.07	2.01	1.92	1.88	1.83	1.79	1.74	1.68	1.62
40	4.08	3.23	2.84	2.61	2.43	2.31	2.23	2.16	2.11	2.06	1.99	1.92	1.83	1.79	1.74	1.69	1.64	1.58	1.51
60	4.00	3.15	2.76	2.53	2.37	2.25	2.17	2.10	2.05	1.99	1.92	1.84	1.75	1.70	1.65	1.59	1.53	1.47	1.39
120	3.92	3.07	2.68	2.45	2.29	2.17	2.09	2.02	1.96	1.91	1.83	1.75	1.66	1.61	1.55	1.50	1.43	1.35	1.25
∞	3.84	3.00	2.60	2.37	2.21	2.10	2.01	1.94	1.88	1.83	1.75	1.67	1.57	1.52	1.46	1.39	1.32	1.22	1.00