

National Exams

10-Met-A2, Metallurgical Rate Phenomena

3 hours duration

NOTES:

1. If doubt exists as to the interpretation of any question, the candidate is urged to submit with the answer paper, a clear statement of any assumptions made.
2. This is an OPEN BOOK EXAM.
Any non-communicating calculator is permitted.
3. FIVE (5) questions constitute a complete exam paper.
4. Each question is of equal value.

National Exams**10-Met-A2 Metallurgical Rate Phenomena**

Answer question number one, plus any four others. Open Book

1. General knowledge questions to be answered by all candidates. Answer true, false, or ambiguous, and briefly explain your reasoning.

a. Ficks 1st Law of diffusion for one dimensional mass flow can be written

$$\dot{N}_z'' = -D_{A/B} \frac{\partial C_A}{\partial x}$$

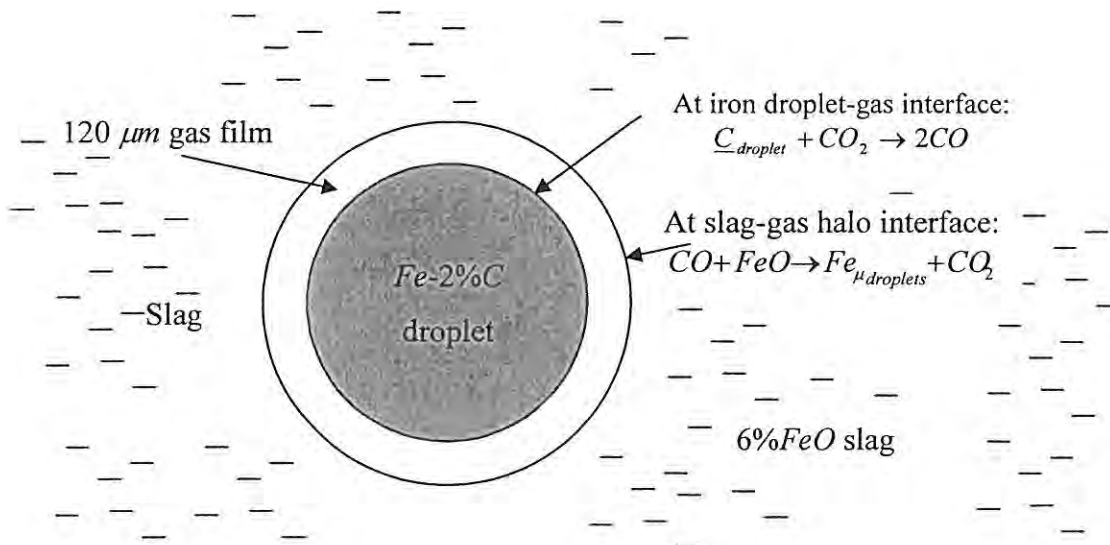
- b. Fick's law can take into account the convection of mass?
c. Write down Newton's equation of viscosity. Can this equation be applied to liquid metals and alloys?
d. The viscosity of a gas increases with pressure and with temperature?
e. The thermal conductivity of a metal increases significantly on transforming from the solid to liquid state?
f. If the contact angle, ϕ , of a liquid wetting the surface of a container is 180° , sketch the shape of a gas bubble entering such a liquid through a small orifice set in the bottom of such a container.
g. The solubility of oxygen in iron is small, but still finite (e.g. in *ppm/litre*).
h. The solubility limit of carbon in solid steel is approximately 2% by weight at the Fe-C eutectic temperature of 1140°C ?
i. A well mixed reactor is generally more efficient than a plug flow reactor for **first order** chemical reactions?
j. The Froude number represents the ratio of inertial to gravitational forces, while the Reynolds number represents the ratio of inertial forces to viscous forces.
k. Fourier's Second Law of heat conduction contains the thermal conductivity of a substance in the thermal diffusivity term?
l. The difference between the Biot number and the Nusselt number relates to the thermal conductivity of the phases involved in the heat transfer process?
m. Liquid metals have much thicker thermal boundary layers compared to all other liquids, on account of their much higher thermal conductivities?
n. Radiation can be transmitted, reflected, but not absorbed?

-
-
2. During continuous casting, a change in steel grades is to be made from a low carbon steel (700 *ppm C*), to an ultra-low carbon heat (40 *ppm C*). The new ladle containing the ultra-low carbon steel is fed into a 10 *tonne* tundish at a rate of 1 *tonne per minute*. Given that the tundish operates as a reactor that can be characterized as having a plug flow volume of 20%, and a well mixed volume of 80%, estimate the time required for the steel replacing the old heat (700 *ppm C*), to come within 10% of final spec. (of 40 *ppm C*).

3. In the direct steelmaking reactor based on the reduction of an oxidizing foaming slag by char (carbon) particles and droplets of iron containing 2% carbon, it is postulated that the rate controlling step governing the reduction of FeO within the slag is the transfer of CO and CO_2 across gas halos surrounding the iron droplets and char particles. In *AISI* plant trials, the smelting rate of iron was observed to be 4 tonnes/hr of Fe , for a slag FeO content of 6 wt%, and a slag weight of 40 tonnes. Estimate the total surface area of char and iron droplets needed to achieve the smelting rates observed. Assuming the average char and droplet diameters to be 1 cm, estimate the volumetric loading (i.e. volume percentage) of droplets and char corresponding to these smelting conditions. State any assumptions you see fit.

Data:

Atomic weight of Fe	: 56 g/mol
Gas constant, R	: 8.314 J/mol·K
Temperature of Foaming Slag	: 1600 °C
Volume % CO_2 in gas phase halos at slag interfaces	: 6 %
Gas pressure within halos	: 1.2 atm
Gaseous Diffusion Coefficients ($D_{CO} = D_{CO_2}$)	: $1.0 \times 10^{-3} \text{ m}^2/\text{s}$
Density of molten slag	: 3300 kg/m ³



4. Scale up of Regenerator Stoves

A vertical cylindrical tank filled with hot metal spheres, is used to transfer heat to the incoming ambient (cold) air. Using the method of dimensional analysis (e.g. the π method), to derive the form of expression relating $\Delta\theta_{g,t}$ (the total rise in temperature of the gas as it passes through the packed bed of spheres in the regenerator at time t) to the following independent variables.

- $\Delta\theta_0$ Initial temperature difference between incoming ambient air, and the hot spheres, at time zero.
 t Time after ambient air has started to flow through regenerator.
 C_g Volume specific heat of gas ($\text{cal}/^\circ\text{C}\cdot\text{cm}^3$ or $\text{J}/\text{K}\cdot\text{m}^3$)
 C_s Volume specific heat of metal spheres ($\text{cal}/^\circ\text{C}\cdot\text{cm}^3$ or $\text{J}/\text{K}\cdot\text{m}^3$)
 U_0 Velocity of the gas (m/s)
 k Thermal conductivity of the gas ($\text{cal}\cdot\text{cm}^{-1}\cdot^\circ\text{C}^{-1}\cdot\text{s}^{-1}$ or $\text{J}/\text{m}\cdot\text{K}$), etc.
 μ_0 Viscosity of the gas phase ($\text{kg}\cdot\text{m}^{-1}\cdot\text{s}^{-1}$)
 ρ Density of gas (kg/m^3)
 L Characteristic linear dimension of the regenerator (e.g. Height)
 d Diameter of metal spheres

Do you think that these variables are sufficient to describe the system, particularly if the metal spheres are replaced with ceramic spheres? Also, comment on the possibility of building a geometrically similar regenerator of double the linear dimensions, to raise the temperature of twice the amount of gas flowing through the second regenerator (i.e. $U_2L_2^2 = 2U_1L_1^2$) by the same amount, $\Delta\theta$. Then calculate the relative times taken in the two regenerators for the same $\Delta\theta$ to be registered.

5. A hot rolling mill superintendent considered the possibility of increasing his mill's tonnage capacity by increasing the lengths of the slabs charged to the reheat furnaces. These slabs are rolled down to 32-mm-thick "transfer bars" in the rougher stand, from which they exit at 1590 K, and then pass along an entry (or holding) table into the finishing stands. Slab temperature rundown during this period is an important constraint on the finishing operation; in order to avoid overloading the electric motors running the finishing stands, the slab temperature must never drop below 1422 K on entry into stand F1. Assuming the critical conditions of a minimum lag of 5 s between each slab and a coiling speed of 20 m/s on 2.3 mm gauge material, calculate the maximum thickness of slab that could be handled by the operation, and the new theoretical annual mill capacity (i.e. tonnes/annum on a 24 hour basis of operation with no shut-downs producing 2.3 mm gauge material). For the purposes of this calculation, ignore temperature gradients across the slab, natural convection from the slab surfaces, conduction into rollers and, finally, back-radiation from the plant.

Data:

Density of steel slab (transfer bar)	: 7450 kg/m ³
Thickness of transfer bar	: 32 mm
Temperature of slab on exit from rougher	: 1590 K
Minimum temperature of slab entering finishing stands	: 1422 K
Slab thickness	: 0.61 m
Width of slab	: 1.21 m
Heat capacity of slab	: 0.45 kJ/kg·K
Thickness of strip	: 2.3 mm
Coiling speed (speed of strip)	: 20 m/s
View factor of slab, $F_{slab/\infty}$: 1
Emissivity of slab	: 0.8
Stefan-Boltzmann constant	: $5.67 \times 10^{-8} \text{ W/m}^2 \cdot \text{K}^4$

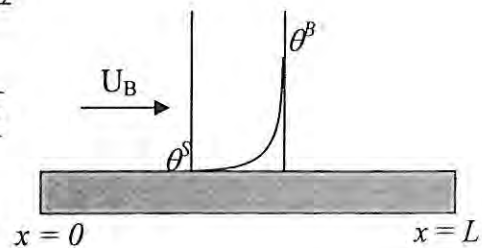
6. Liquid Metal Flows at a velocity U and temperature θ^B over a flat plate of length L , held at temperature θ^S , in plug flow. Solve for the developing temperature profile within the liquid metal (assume semi-infinite approximation with a fixed value at the interface), as it flows across the surface and thereby show that the interfacial heat flux;

$$\dot{q}'' = -\frac{k(\theta^B - \theta^S)}{\sqrt{\pi\alpha t}}$$

Show that this can be expressed in the form

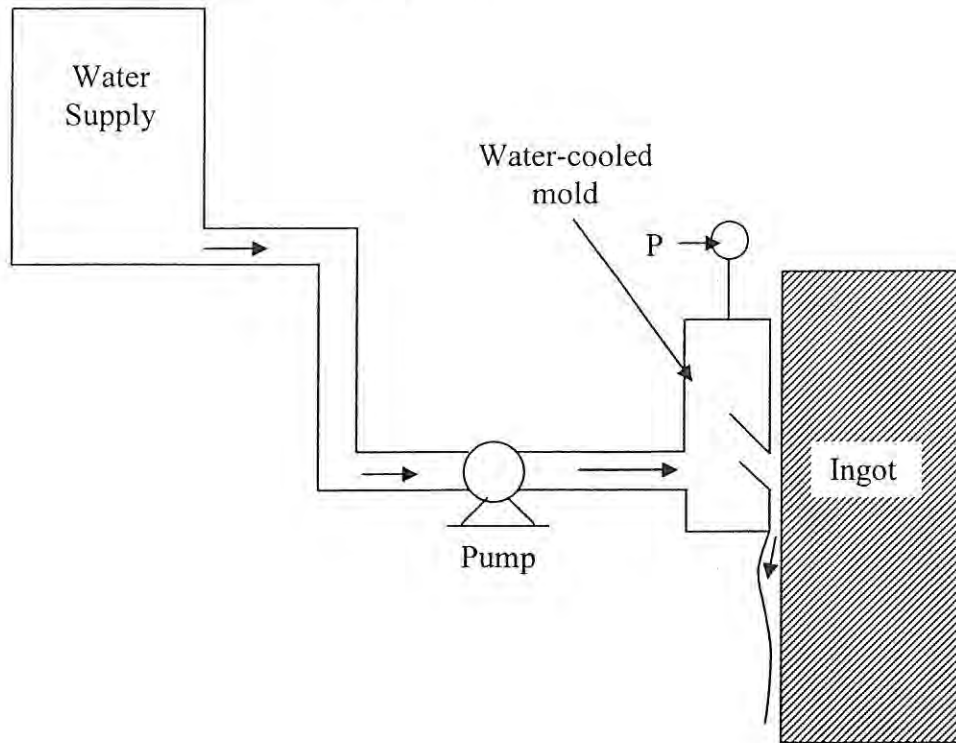
$$Nu_x = \sqrt{\frac{Re_x \cdot Pr}{\pi}}$$

where; $h \equiv \frac{\bar{q}''}{\theta^B - \theta^S}$.



7. Water is pumped from a storage tank to a mold designed to produce non-ferrous aluminum ingots by the “direct-chill” process. The water supply is at ambient pressure ($1.0133 \times 10^5 \text{ N/m}^2$), and the water leaving the mold impinges upon the surface of the ingot, which is also at ambient pressure. A pressure gauge mounted in the manifold portion of the mold (pressure gauge P in the diagram) indicates an absolute pressure of $1.22 \times 10^5 \text{ N/m}^2$, when the volume flow rate is $3.93 \times 10^{-3} \text{ m}^3/\text{s}$. The water level in the tank is 3-m, and the vertical length of the pipe is 3-m. Calculate the theoretical power of the pump needed to supply the required flow of water. Assume that the tank for the water supply has a very large diameter, and that the kinetic energy of the water within the manifold portion of the mold is negligible.

Piping Information: total length of straight pipe, 9.14 m; diameter, 30.5 mm; $L_e/D = 25$ (elbows); $f = 0.004$; $e_{s,c} = 0.4$; $e_{s,e} = 0.8$.



8. Considering the metal casting forces generated in molds just filled with liquid metal, prior to any freezing, it is useful to understand the natural hydrostatic forces exerted by the liquid metal on the interior surfaces of the mold. Thus, a hollow mold for producing a die-cast sphere is filled with molten zinc alloy through a small hole in the top of it. Calculate the resultant vertical forces exerted by the metal on the top half, and on the bottom half, of the inside surface of the mold. Please express your result in terms of the total weight of metal. Given the result, do you think it would be appropriate to use an external pressure die casting system, in order to pressurize the liquid metal so as to create better contact between the metal and the inner surface of the mold? What could that accomplish?

Hint; Take $z=0$, at the top of the mold, and $z=+D$, at the bottom of the mold, and then resolve the hydrostatic forces acting on the top and bottom halves of the mold, by integrating the hydrostatic pressure forces acting on the die walls between $z = 0$, and $z=R$ for the top half, and then between $z=R$ and $z= D$ for the bottom half.

