

## ENGINEERS GEOSCIENTISTS MANITOBA SALARY SURVEY

**This survey is based on your salary and responsibilities for the recently completed year:**

**( January 1, 2015 - December 31, 2015 )**

The Salary Research Committee conducts this salary survey to provide Engineers Geoscientists Manitoba members, employers, and the public with information regarding engineer and geoscientist salaries and benefits in the Province of Manitoba. This information assists Engineers Geoscientists Manitoba members to understand their compensation with respect to the local marketplace, as well as with data provided by other provincial associations.

### Notes on Navigation

Please answer each question. You will have an opportunity to review and save a copy of your answers at the end of the survey.

- The deadline for completing this survey is midnight **Monday, May 30th**
- You may leave and return later to complete the survey.
- Your answers are saved when you click the **Next** button, but not **Previous**.
- You will be able to review and/or modify your responses until the survey deadline.
- There will be an optional prize draw for members who complete the survey!
- The survey length has been shortened in response to member feedback, and should take approximately 5 minutes to complete.

The Salary Research Committee appreciates your participation in the annual Salary Survey.

### Background

The Committee obtains the salary and benefit information by conducting a regular survey of the Engineers Geoscientists Manitoba membership. The compiled information is then reviewed and analyzed by the Committee to produce a report for the membership and the public that is posted to the [public website](#).

In order to participate in this year's salary survey, you must have logged in to the Members Only area of the Engineers Geoscientists Manitoba website. Although we use identity information to administer the survey, any identifying information is stripped from the data file that will be forwarded to the Salary Research Committee for analysis. No data will be attributed to any individual member, in accordance with the [Association Privacy Policy](#).

[Start the 2016 Salary Survey](#)

### Qualifying Question

Note 1: This salary survey is intended to measure actual salary and benefit statistics in Manitoba. If you were Self-Employed or did Contract work, then you probably did not earn a traditional salary, which this survey is trying to measure. Judge for yourself.

Note 2: If you changed jobs this last year, please answer relevant survey questions with respect to your new position, and project your values as if they held for the entire year, if that makes sense.

Were you **paid a salary in Manitoba** in the 2015 calendar year?  Yes  No

[Next Page](#)

[Leave Survey and Complete it later](#)

Progress (0%)

Section: A - Education  
Page 1 of 24

YEAR OF BACHELOR DEGREE or equivalent:

Year of Bachelor Degree (First degree in Eng. or Geo. Science) i.e. 1995

Was Degree from a Canadian university?  Yes  No

Progress (4%)



Section: A - Education  
Page 2 of 24

Year of Academic Qualification by Engineers Geoscientists Manitoba or other Canadian Association (i.e. 2001)

Progress (8%)




Section: A - Education  
Page 3 of 24

DISCIPLINE OF FIRST DEGREE (in engineering or geoscience)

- Aeronautical/Aerospace
- Agricultural
- Biosystems
- Biomedical
- Environmental
- Civil
- Chemical
- Computer
- Electrical
- Geoscience
- Geophysics
- Industrial/Manufacturing
- Mechanical
- Mining/Metallurgical
- Other (specify)

Progress (12%)




Section: A - Education  
Page 4 of 24

**OTHER EDUCATION (including other Bachelor degrees)**

- 2nd Bachelor Degree
- M. Eng or M Sc or MA Sc.
- Ph D
- MBA
- Other (specify)
- No 2nd Degree

[Previous Page](#) [Next Page](#)

[Leave Survey and Complete it later](#)



Section: B - Employment Details  
Page 5 of 24

**EMPLOYMENT STATUS AS OF DECEMBER 31, 2015**

- Full-time (min 30hrs/week)
- Part-time
- Unemployed
- Leave of absence
- Student/Graduate Student
- Maternity/Paternity Leave
- Other (specify)

[Previous Page](#) [Next Page](#)

[Leave Survey and Complete it later](#)



Section: B - Employment Details  
Page 6 of 24

**CHANGE OF EMPLOYMENT**

Have you changed employers during the reporting period:  Yes  No

[Previous Page](#) [Next Page](#)

[Leave Survey and Complete it later](#)



Section: B - Employment Details  
Page 7 of 24

REGISTRATION STATUS ON Dec 31, 2015

- Engineer (P.Eng.)
- Geoscientist (P.Geo.)
- Engineer and Geoscientist (P.Eng./P.Geo.)
- Engineer-in-Training (EIT)
- Geoscientist-in-Training (GIT)
- P.Eng./GIT
- P.Geo./EIT

Previous Page

Next Page

Leave Survey and Complete it later

Progress (29%)



Section: B - Employment Details  
Page 8 of 24

PRIMARY EMPLOYMENT SECTOR

- Crown Corporation
- Federal Government
- Provincial Government
- Municipal Government
- Educational Institutions
- Private Enterprise
- Non-Profit Organization

Previous Page

Next Page

Leave Survey and Complete it later

Progress (33%)



**INDUSTRY SECTOR (check one only)**

- Aerospace
- Agricultural/Equipment
- Agriculture/Food
- Biomedical
- Chemical
- Communications
- Computer/Software
- Construction
- Consulting
- Education
- Electronics
- Environmental
- Health care
- Heavy Electrical
- Manufacturing
- Mechanical Equipment
- Metals - Primary
- Metals - Fabricating
- Mineral Exploration
- Mining
- Petroleum
- Pharmaceutical
- Research & Development
- Telecommunications
- Transportation
- Transportation Equipment
- Utilities (Gas, Hydro, Water)
- Other (specify)

[Previous Page](#) [Next Page](#)

[Leave Survey and Complete it later](#)



**PRINCIPAL JOB FUNCTION (check one only)**

- Administrative Services
- Computer Services
- Design
- Maintenance
- Management
- Marketing/Sales
- Mineral Exploration
- Mining
- Planning
- Production
- Project Management
- Quality Assurance
- Research & Development
- Software Development
- Teaching
- Technical Support
- Other (specify)

[Previous Page](#) [Next Page](#)

[Leave Survey and Complete it later](#)

Progress (42%)



**SIZE OF EMPLOYER ORGANIZATION in Manitoba**

- 2 to 20
- 21 to 100
- 101 to 500
- over 500

[Previous Page](#) [Next Page](#)

[Leave Survey and Complete it later](#)

Progress (46%)



**PRINCIPAL WORK LOCATION (where is your office?)**

- Winnipeg
- Southern Manitoba
- Northern Manitoba (north of 53rd parallel, shown below)
- Outside Manitoba



Section: B - Employment Details  
Page 13 of 24

**YOUR GENDER**

Male  Female

Optional, however, be aware that if you do not indicate your gender, your data cannot be included in the analysis by gender area of the survey report.

[Previous Page](#) [Next Page](#)

[Leave Survey and Complete it later](#)

Progress (54%)



Section: C - Salary & Benefits  
Page 14 of 24

**SALARY INCOME**

This survey attempts to capture the current salary trends in Manitoba. We make a distinction between a salary value that is spread over the full 12 months of the year, and a salary that was earned over fewer months.

If you changed jobs last year and have a new salary value that you could reasonably project to the full 12 month range, then that is desirable. Otherwise you can enter your actual earnings along with the number of weeks over which they were earned. Likewise, if you only worked part-time or were semi-retired, please specify your number of weeks of work.

Do you have a salary value that spans 12 months for 2015?  Yes  No

**Please report your 2015 pre-tax earnings:**

Base pay: \$ .00 (rounded)

Bonus, overtime, commissions: \$ .00 (rounded)

Total 2015 earnings: \$ .00 (calculated)

[Previous Page](#) [Next Page](#)

[Leave Survey and Complete it later](#)

Progress (58%)



Section: C - Salary & Benefits  
Page 14 of 24

**SALARY INCOME**

This survey attempts to capture the current salary trends in Manitoba. We make a distinction between a salary value that is spread over the full 12 months of the year, and a salary that was earned over fewer months.

If you changed jobs last year and have a new salary value that you could reasonably project to the full 12 month range, then that is desirable. Otherwise you can enter your actual earnings along with the number of weeks over which they were earned. Likewise, if you only worked part-time or were semi-retired, please specify your number of weeks of work.

Do you have a salary value that spans 12 months for 2015?  Yes  No

**Please report your 2015 pre-tax earnings and the number of weeks employed:**

Base pay: \$ .00 (rounded)

Bonus, overtime, commissions: \$ .00 (rounded)

Total 2015 earnings: \$ .00 (calculated)

Full weeks employed:  Weeks (required)

[Previous Page](#) [Next Page](#)

[Leave Survey and Complete it later](#)

Progress (58%)



Section: C - Salary & Benefits  
Page 15 of 24

How many base salary adjustments did you receive during 2015?

- Zero
- One
- Two
- More than two

Net percentage change in 2015 base pay from 2014 (###.##) i.e. 3.5%

% Increase  
 % Decrease

[Previous Page](#) [Next Page](#)

[Leave Survey and Complete it later](#)

Progress (62%)



Section: C - Salary & Benefits  
Page 16 of 24

**OVERTIME COMPENSATION**

- Remuneration
- Time off
- Combination
- No compensation for overtime

[Previous Page](#) [Next Page](#)

[Leave Survey and Complete it later](#)

Progress (67%)



Section: C - Salary & Benefits  
Page 17 of 24

**WORK WEEK**

Do you have an official work week?  Yes  No

Length of official work week (i.e. 37.25 hours)  hours (i.e. Enter 37.3 hours)

Length of typical work week (i.e. 43.50 hours)  hours (i.e. Enter 43.5 hours)

[Previous Page](#) [Next Page](#)

[Leave Survey and Complete it later](#)

Progress (71%)





**Section: C - Salary & Benefits**  
Page 18 of 24

**VACATION**

How many weeks paid vacation did you earn in the 2015 calendar year?  weeks

Progress (75%)



**Section: C - Salary & Benefits**  
Page 19 of 24

**SICK TIME** - Employees may take time off with pay as sick leave using accumulated earned sick leave.

**Example:** Employees can accumulate time off with pay for sickness, dental appointments and doctor appointments on the basis of one and one-half days per month worked, to a maximum of 18 days per year.

**Employer provides paid sick time:**  Yes  No  Not Sure

Progress (79%)




**Section: C - Salary & Benefits**  
Page 20 of 24

**PAID BENEFITS** [\[about\]](#)

Does your employer provide the following benefits:

BENEFITS	Employer Pays	Shared Cost	Employee Pays	Not Provided	Not Sure
a. life insurance	<input type="checkbox"/>	<input type="checkbox"/>	<input type="checkbox"/>	<input type="checkbox"/>	<input type="checkbox"/>
b. pension plan	<input type="checkbox"/>	<input type="checkbox"/>	<input type="checkbox"/>	<input type="checkbox"/>	<input type="checkbox"/>
c. short term disability	<input type="checkbox"/>	<input type="checkbox"/>	<input type="checkbox"/>	<input type="checkbox"/>	<input type="checkbox"/>
d. long term disability	<input type="checkbox"/>	<input type="checkbox"/>	<input type="checkbox"/>	<input type="checkbox"/>	<input type="checkbox"/>
e. extended health plan	<input type="checkbox"/>	<input type="checkbox"/>	<input type="checkbox"/>	<input type="checkbox"/>	<input type="checkbox"/>
f. drug plan	<input type="checkbox"/>	<input type="checkbox"/>	<input type="checkbox"/>	<input type="checkbox"/>	<input type="checkbox"/>
g. dental plan	<input type="checkbox"/>	<input type="checkbox"/>	<input type="checkbox"/>	<input type="checkbox"/>	<input type="checkbox"/>
h. RRSP	<input type="checkbox"/>	<input type="checkbox"/>	<input type="checkbox"/>	<input type="checkbox"/>	<input type="checkbox"/>
i. stock purchase	<input type="checkbox"/>	<input type="checkbox"/>	<input type="checkbox"/>	<input type="checkbox"/>	<input type="checkbox"/>
j. parental leave (top up EI)	<input type="checkbox"/>	<input type="checkbox"/>	<input type="checkbox"/>	<input type="checkbox"/>	<input type="checkbox"/>
<b>PROFESSIONAL DEVELOPMENT</b>					
k. continuing education	<input type="checkbox"/>	<input type="checkbox"/>	<input type="checkbox"/>	<input type="checkbox"/>	<input type="checkbox"/>
l. job training	<input type="checkbox"/>	<input type="checkbox"/>	<input type="checkbox"/>	<input type="checkbox"/>	<input type="checkbox"/>
m. professional dues	<input type="checkbox"/>	<input type="checkbox"/>	<input type="checkbox"/>	<input type="checkbox"/>	<input type="checkbox"/>
n. technical society dues	<input type="checkbox"/>	<input type="checkbox"/>	<input type="checkbox"/>	<input type="checkbox"/>	<input type="checkbox"/>

Progress (83%)



Section: C - Salary & Benefits  
Page 21 of 24

**EMPLOYMENT BENEFITS**  
Does your employer provide the following benefits to you?

a. savings plan	<input checked="" type="radio"/> Yes	<input type="radio"/> No	<input type="radio"/> Not Sure
b. profit sharing	<input type="radio"/> Yes	<input type="radio"/> No	<input type="radio"/> Not Sure
c. productivity incentive	<input type="radio"/> Yes	<input type="radio"/> No	<input type="radio"/> Not Sure
d. leave of absence	<input type="radio"/> Yes	<input type="radio"/> No	<input type="radio"/> Not Sure
e. flexible work hours	<input type="radio"/> Yes	<input type="radio"/> No	<input type="radio"/> Not Sure
f. job sharing	<input type="radio"/> Yes	<input type="radio"/> No	<input type="radio"/> Not Sure
g. vehicle	<input type="radio"/> Yes	<input type="radio"/> No	<input type="radio"/> Not Sure
h. vehicle allowance	<input type="radio"/> Yes	<input type="radio"/> No	<input type="radio"/> Not Sure
i. liability insurance	<input type="radio"/> Yes	<input type="radio"/> No	<input type="radio"/> Not Sure
j. daycare	<input type="radio"/> Yes	<input type="radio"/> No	<input type="radio"/> Not Sure
k. parental leave	<input type="radio"/> Yes	<input type="radio"/> No	<input type="radio"/> Not Sure

Previous Page

Next Page

Leave Survey and Complete it later

Progress (88%)



Section: C - Salary & Benefits  
Page 22 of 24

**OVERALL SATISFACTION**  
Overall, how satisfied are you with the level of remuneration for your current job?

Very satisfied  
 Somewhat satisfied  
 Neutral  
 Somewhat dissatisfied  
 Very Dissatisfied

Previous Page

Next Page

Leave Survey and Complete it later

Progress (92%)



Thank you for completing the 2016 Engineers Geoscientists Manitoba Salary Survey.

Please review your survey responses on the following page, and save a PDF for your records.

**Random Prize Draw?**

This year there will be two random draws for \$500 pre-loaded Visa cards!  
To be eligible you must agree to allow your name to be published as the winner.

Would you like to enter the draw?  Yes  No

**SURVEY FEEDBACK**

We would welcome any comments or suggestions you may have.

[Previous Page](#) [Next Page](#)

Progress (96%)



**ENGINEERS GEOLOGICISTS MANITOBA SALARY SURVEY**

Section: 2016 Salary Survey Review  
Page 24 of 24

[Save a PDF copy of your 2016 Salary Survey responses]

**Year of your First Degree in engineering or geoscience**  
2000

**Was that Degree from a Canadian university?**  
No

[revise](#)

**Year of Academic Qualification by Engineers Geoscientists Manitoba or other Canadian Association**  
2000

[revise](#)

**Discipline of first degree in engineering or geoscience**  
Aeronautical/Aerospace

[revise](#)

**Other education including other Bachelor degrees**  
None

[revise](#)

Would you like to enter the random prize draw?

Yes

[revise](#)

**Survey Feedback:**

Thank You!

[revise](#)

[Save a PDF copy of your final summary](#)

[Thank you, I am finished with this survey now](#)

Progress (100%)

